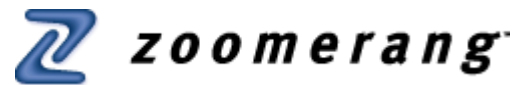


# Cougar Ridge Elementary PTSA 2010 Membership Survey - Final Results Overview



Date: 5/3/2010 9:43 PM PST  
Responses: Completes  
Filter: No filter applied

The Cougar Ridge Elementary School PTSA (Parent Teacher Student Association) is planning and budgeting for the 2010-2011 school year. We want to ensure that our programs and services meet the needs of our school community. Please take 5-8 minutes to complete this survey. Where dollar amounts are noted they refer to the current school year's budget. Your opinions are very important to us. (Responses are anonymous.)

## PTSA in General

### 1. Are you a Cougar Ridge PTSA member?

Yes, Parent		141	83%
Yes, Teacher		11	7%
No		17	10%
Total		169	100%

### 3. How would you rate your involvement with PTSA?

High		20	12%
Medium		47	28%
Low		73	44%
No Involvement		27	16%
Total		167	100%

### 4. Do you volunteer at school other than PTSA events?

Yes		139	83%
No		28	17%
Total		167	100%

### 5. What grade level(s) are your students at Cougar Ridge?

Kindergarten		41	25%
1st Grade		40	24%
2nd Grade		46	28%
3rd Grade		39	23%
4th Grade		27	16%
5th Grade		35	21%
I have no students at Cougar Ridge		7	4%

PTSA Activities – Family Social Events Each year the PTSA sponsors seasonal family events to help families build connections within our school community and to increase school spirit.

**6.** How do you feel about the following family social events?

Top number is the count of respondents selecting the option. Bottom % is percent of the total respondents selecting the option.	Keep as is	Keep it and improve it	Get rid of it
Back to School Ice Cream Social (self-funding)	116 71%	39 24%	8 5%
Spooky Spaghetti Dinner (self-funding)	128 81%	19 12%	12 8%
Family Fitness Nights (no cost)	108 70%	34 22%	13 8%
Skating Parties (\$25)	89 63%	16 11%	36 26%
Art Fair/Open House (\$225)	115 76%	30 20%	6 4%
Fifth Grade Promotion (\$375)	107 82%	13 10%	11 8%

**7.** How do you feel about the number of family social events?

Just right		133	80%
Add more		26	16%
Too many		8	5%
Total		167	100%

PTSA Activities – Student Enrichment and Programs PTSA enrichment activities and programs enhance, support and supplement school curriculum by providing additional learning opportunities and materials for students.

**9.** How do you rate the importance of the following school-related PTSA-sponsored programs?

Top number is the count of respondents selecting the option. Bottom % is percent of the total respondents selecting the option.	Very Important	OK	Not Important
Art Fair (\$225 – student art projects are displayed for families to view; includes interactive activities)	83 50%	70 42%	13 8%
Spring Open House (self-supporting - occurs in conjunction with Art Fair; teachers open their classrooms for families to visit; teachers donate their time)	121 74%	35 21%	8 5%
Book Fair (\$75 – raises money for teacher and Library books)	109 66%	47 28%	9 5%
Festival of Cultures (\$750 – biennial celebration)	84 51%	70 42%	11 7%
Reflections (\$400 – National PTA art contest)	63 38%	87 53%	15 9%
Science Fair (\$400)	132 80%	30 18%	3 2%
Turn Off the Screen Week (\$60)	35 21%	83 50%	49 29%
Artist in Residence (\$3,000)	76 48%	58 37%	23 15%
Assemblies (\$2,500 – all-school enrichment assemblies selected by the teachers)	121 74%	36 22%	6 4%
Science Center Visit (\$3,200 – Pacific Northwest Science Center visits to classrooms-biennial)	121 75%	31 19%	10 6%
Brain-Pop (\$1,500 – supplemental curriculum, school-wide software subject specific video clips)	100 63%	49 31%	9 6%
Emergency Preparedness (\$200 – maintain emergency supplies on school grounds)	146 86%	21 12%	2 1%
Field Day (\$200)	121 74%	39 24%	3 2%
Fifth Grade Camp (\$5,000 – the PTSA subsidized about \$50 per student)	121 74%	36 22%	7 4%

Supplemental Math Curriculum (\$3,650 – includes Excel Math)	129 81%	22 14%	8 5%
School Enrichment Program (\$300 – teacher co-curricular stipend, e.g., tennis, choir)	117 72%	40 25%	5 3%
Science Labs (\$6,670 – PTSA paid up to 2 Kate Poaster science labs per grade during this school year)	140 85%	20 12%	4 2%
Chess Club (minimal expenses)	58 35%	89 54%	18 11%
Destination Imagination (students pay to participate – national creative problem-solving program)	70 43%	78 48%	16 10%
Student Council (\$500 – voluntary 4th and 5th grade leadership development)	111 68%	46 28%	7 4%

Teacher Recognition and Classroom Support

**11.** How do you feel about the following programs and funds which directly benefit classrooms and show appreciation for teachers?

Top number is the count of respondents selecting the option. Bottom % is percent of the total respondents selecting the option.	Very Important	OK	Not Important
Funds Requests (\$35,000- Amount varies significantly year to year based on available funds. These requests- for emerging school related programs and supplies-require approval by vote of the general membership)	128 80%	29 18%	3 2%
Teacher Allotments (\$15,000 annually – the PTSA provides \$400 to each full-time teacher/specialist for classroom/curriculum related materials)	144 88%	17 10%	2 1%
Gift-a-Book (\$225 – families donate money or new books to the Library to honor a special occasion for their child)	94 57%	60 37%	10 6%
Fall Staff Lunch (\$150)	102 62%	51 31%	12 7%

Staff Appreciation Week (\$700)	115 69%	41 25%	11 7%
Staff Meetings (\$750 for 12-15 meetings plus appreciation cards and treats; cost reduced by donations)	92 56%	55 33%	18 11%

### Family Services

### 13. How do you feel about the following programs and services designed to help parents and families?

Top number is the count of respondents selecting the option. Bottom % is percent of the total respondents selecting the option.	Very Important	OK	Not Important
Language Liaison (no cost - volunteers are available to help with translation in Japanese, Mandarin and Korean)	97 60%	59 36%	6 4%
Newcomers' Coffee (\$50 - new families are invited to an informal get-together to help adjust to the school and community - twice a year)	83 49%	69 41%	16 10%
Special Services Liaison (no cost - link between PTSA and Learning Resource Classrooms)	92 56%	67 41%	6 4%
Parent Education (\$350 - PTSA-sponsored Parent Education seminar)	74 45%	72 44%	19 12%
Room Parent Coordinator (\$50 - liaison for PTSA to parents via room parents)	101 61%	55 33%	10 6%
Student Directory (\$1,400 - provided free with paid PTSA membership)	123 75%	35 21%	7 4%
Hospitality at PTSA General Membership Meetings (\$150 for coffee; baked goods and fruit donated)	55 33%	79 47%	33 20%
Yearbook (self-supporting)	117 70%	43 26%	8 5%
Spirit Wear sales (self-supporting)	97 58%	62 37%	8 5%
Connections Newsletter (Monthly supplement to the Cougar Ridge Weekly specific to PTSA happenings and news)	110 68%	48 30%	4 2%

Cougar Ridge PTSA Website (\$100)	112 68%	48 29%	4 2%
Legislative News (no cost - email updates on State K-12 education issues)	101 62%	55 34%	6 4%
Monthly Birthdays (\$175 - students are treated to a birthday cupcake during their birthday month; cupcakes are donated by parents)	102 62%	46 28%	17 10%
Library Read-Ins (no-cost Parent-Child evening Story Time for grades K-2)	110 66%	52 31%	4 2%

School and Community Outreach As part of our mission to support the health, welfare and education of our children, Cougar Ridge PTSA provides financial support to Issaquah School District community partners. The support is for education-based programs with the intention of creating a stronger and healthier community that our students benefit from as they progress from elementary to middle and high school.



**15.** How do you feel about the following outreach programs?

Top number is the count of respondents selecting the option. Bottom % is percent of the total respondents selecting the option.	Very Important	OK	Not Important
Cougar Ridge Need-Based Scholarships (\$300 – funds available for classroom fees and field trips for families experiencing financial hardship)	137 82%	29 17%	2 1%
Caring Through Sharing (\$275 – provide gifts and necessities to families who are experiencing financial hardship during the holiday season)	136 81%	25 15%	6 4%
Issaquah Food Bank (\$500)	113 68%	44 26%	10 6%
Support of Start-Up Issaquah PTSAs (\$100 each new school - one time only)	84 52%	59 36%	20 12%
Tiger Mountain PTSA (\$250 - alternative high school)	62 39%	64 40%	35 22%
Issaquah Schools Foundation (\$2,850 – includes \$100 donated in honor of the Issaquah School Board)	93 59%	56 35%	9 6%
Issaquah School District Summer Program (\$1,000)	80 50%	63 40%	16 10%

Echo Glen Children’s Center (\$100 for art supplies - Washington State Juvenile Rehabilitation Center)	84 53%	58 36%	17 11%
Volunteers for Issaquah Schools (\$2,000 – funds campaign to run Issaquah School levies; by law the School District cannot run levy campaigns)	100 63%	51 32%	8 5%
Sister School Program in Guatemala (\$400 - Student Council-hosted school supplies and book drives)	74 45%	68 42%	21 13%

Communications


**17.** Does Cougar Ridge PTSA Communicate effectively with its membership?

Yes		142	90%
No		15	10%
Total		157	100%

**18.** How effective are the following communication tools in conveying school and PTSA information?

Top number is the count of respondents selecting the option. Bottom % is percent of the total respondents selecting the option.	Very Effective	OK	Not Effective
Kid Mail- Thursday Fliers	74 46%	58 36%	30 19%
Electronic Newsletter - PTSA Connection attached once/month to Weekly	125 77%	34 21%	4 2%
Email reminders about important events and issues	140 85%	21 13%	3 2%
Outside Bulletin board	39 23%	85 51%	42 25%
Inside Hallway displays	46 28%	80 48%	40 24%
Reader Board by driveway/main entrance	58 35%	76 46%	31 19%

**19.** Have you visited the Cougar Ridge PTSA website [www.cougarridgeptsa.org](http://www.cougarridgeptsa.org)?



Yes		134	81%
-----	---	-----	-----

No		32	19%
Total		166	100%







**20.** Do you find the PTSA website useful and user friendly?

Yes		121	88%
No		16	12%
Total		137	100%






**22.** Do you attend PTSA meetings?

Yes		27	16%
No		139	84%
Total		166	100%

**23.** If not, why? (Check all that apply)

Conflict with work		70	51%
Prefer evening PTSA meeting		23	17%
I'm not interested		14	10%
I don't have time		39	28%
I'm afraid of being asked to volunteer		3	2%
Other		42	30%

**24.** What would encourage you to attend PTSA meetings? (Check all that apply.)

Guest Speakers		17	13%
Shorter meeting		43	32%
Guarantee that I can observe and not be asked to volunteer		18	13%
Alternate time		44	33%
Childcare		31	23%

Nothing, I'm not interested		21	16%
Other, please specify		21	16%

Fundraising Fundraising at Cougar Ridge is needed to support Student Enrichment Activities, Classroom Support, Special Program Grants, Student and Family programs, and to cover PTSA-specific training and administrative fees. The budget is always available on the PTSA website ([http://www.cougarridgeptsa.org/About\\_Us.asp](http://www.cougarridgeptsa.org/About_Us.asp), scroll down to Budget) and regular reports are given at PTSA meetings.

**25.** Which aspects of fundraising are important to you?










Top number is the count of respondents selecting the option. Bottom % is percent of the total respondents selecting the option.	Very Important	Somewhat Important	Not Important
Minimal volunteer effort to plan/run	56 37%	80 53%	14 9%
Most members of school are likely to participate	93 62%	47 31%	10 7%
Easy to participate	130 84%	24 15%	1 1%
Goods or services received for all or part of cost	51 35%	77 52%	19 13%
Fun event	123 79%	27 17%	6 4%
School Community working together	116 76%	36 24%	1 1%

**26.** Do you feel you know enough about how PTSA money is spent?

Yes		100	62%
No		61	38%
Total		161	100%

**27.** What fundraisers would you contribute to in future years? (Check all that apply.)

Gala Auction (Raises sufficient funds for two years to eliminate need for most other fundraising; significant)		85	53%
--	--	----	-----

volunteer effort to organize)			
Informal Auction (less expensive venue, expected to raise fewer funds)		83	52%
Gift Wrap (\$10,000) or Cookie Dough/ Gifts (CR gets about 50% of sales)		66	41%
Passive Fundraising (box tops, ink cartridges)		73	46%
E-script (Credit Card registration returns % of purchase to school)		45	28%
Walkathon		70	44%
Carnival		68	42%
Pass the Hat (writing a check to donate funds)		72	45%
Cougar Ridge School Track — fundraiser for small track around sand field		72	45%
Other		23	14%

Thank you for taking the time to answer this survey.